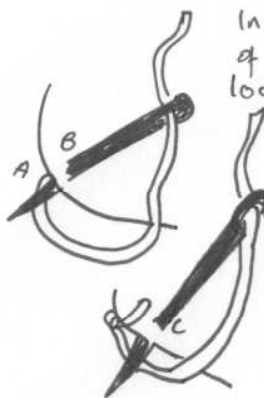



LEAFY FLOWERS



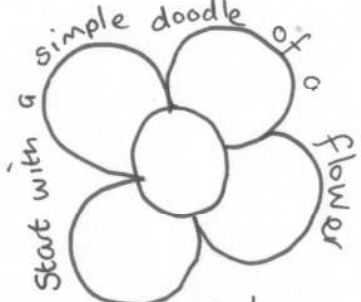
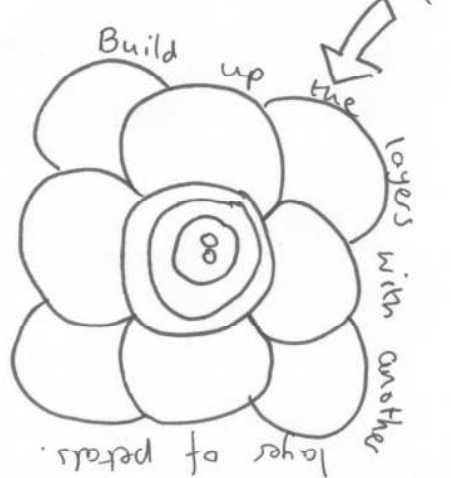

In at B, to edge of fabric at A loop thread over needle and pull through. Needle in at C to edge of fabric, loop thread over and pull through. Just carry on like that.

Blanket stitch

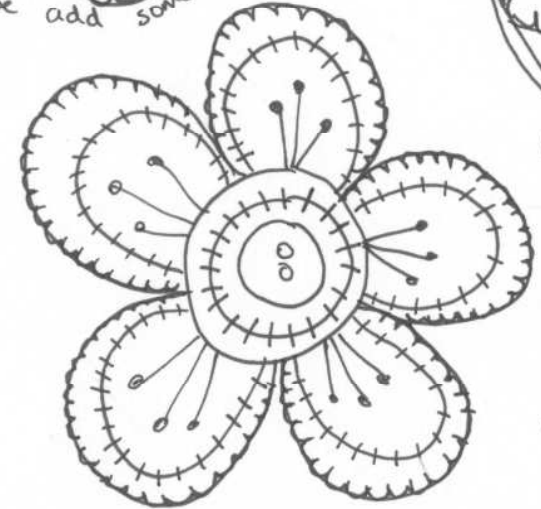


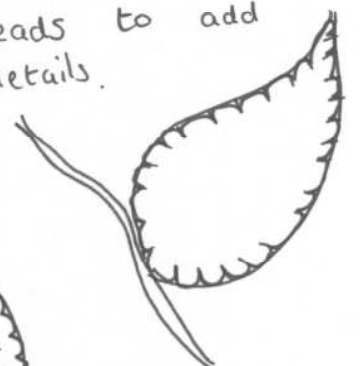
Use 1 to decorate a coat, hat or bag. Make a bunch to brighten a vase in a corner.



sew layers together with chunky stitches.



Use buttons and beads to add details.



Add leaves and foliage or



stitch an insect as a detail.

To make a stalk - use thin pliable wire twice the length of your finished stalk - thread it through your flower, through the button, bend it over and back down the other hole in the button, back through the flower. Twist the 2 lengths together. Wrap or bind with thread.